

A legacy of tissue innovation

Duravess bovine pericardial vascular patch



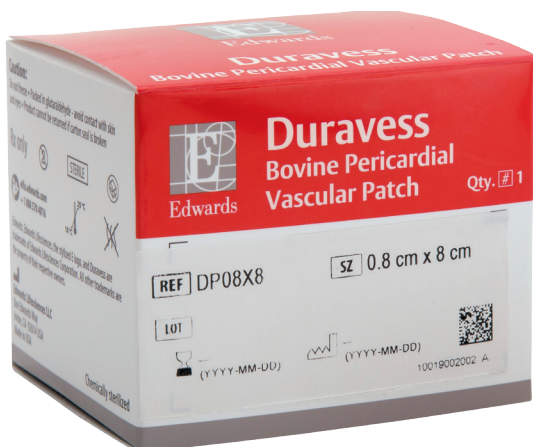
Edwards

A dependable bovine pericardial vascular patch, born from 30+ years of bovine tissue expertise.

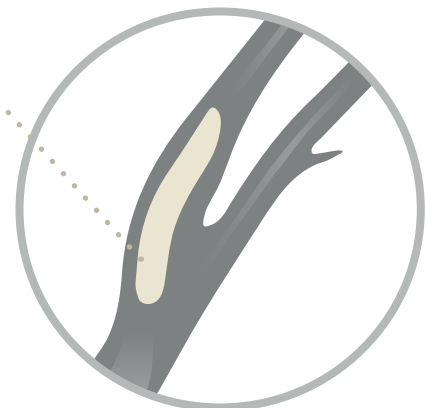
Legacy, defined

Edwards Lifesciences, the long-established bovine tissue technology leader, introduces the Duravess bovine pericardial vascular patch designed for dependable vessel repair. With more than 30 years of bovine tissue expertise and the proven performance of tissue processed through Edwards' proprietary XenoLogiX* technology for surgical heart valves**, the Duravess bovine pericardial vascular patch is a dependable solution for vascular procedures.

With a history of celebrated products that includes the revolutionary Fogarty® catheter, Edwards continues to work with a commitment to provide vascular surgeons with reliable solutions, from a company they can trust.



Duravess bovine pericardial patch



Carotid endarterectomy

Performance

Flexible and easy to handle.

- Designed for dependable vascular vessel repair
 - XenoLogiX* two-step processing treatment for dependable performance
 - The same tissue with demonstrated long-term durability in Edwards' surgical heart valves**.
- Ready to use after standard rinse duration.
- Easy to suture with dependable suture retention.
- Tissue thickness: 0.5 mm +/- 0.25 mm
- Bovine pericardial tissue contains a high amount of structural protein with elastic properties that allow conformity to challenging anatomy.
- Bovine pericardial patches are reported to show a significant decrease in intraoperative suture line bleeding compared to Dacron.


*No clinical data are available that evaluate the long-term impact of the XenoLogiX treatment in patients.

** Carpentier-Edwards PERIMOUNT Pericardial Aortic Bioprosthesis

The Duravess bovine pericardial vascular patch is intended for use as a surgical patch material for: vascular reconstruction and repairs; peripheral vascular reconstruction and repairs, and suture-line buttressing.

The Duravess bovine pericardial patch can be used in the following common procedures:

- Carotid endarterectomy
- Profundaplasty
- Arteriovenous access revisions
- Femoral, iliac, and renal and tibial endarterectomy



DP1X6



DP08X8



DP2X9

Available in three sizes specific to vascular use, and easily trimmed to fit.

DP1X6	1.0 cm x 6 cm
DP08X8	0.8 cm x 8 cm (tapered)
DP2X9	2.0 cm x 9 cm

To learn more, contact your local sales representative, call 1-800-FOGARTY, or visit [edwards.com/vascularpatch](https://www.edwards.com/vascularpatch).

Duravess bovine pericardial vascular patch – a new solution for vascular surgery. Learn more by calling 1-800-FOGARTY or visiting edwards.com/vascularpatch.

Caution: Federal (United States) law restricts this device to sale by or on the order of a physician. See instructions for use for full prescribing information, including indications, contraindications, warnings, precautions, and adverse events.

Edwards, Edwards Lifesciences, the stylized E logo, Carpentier-Edwards, Duravess, 1-800-FOGARTY, Fogarty, PERIMOUNT, and XenoLogiX are trademarks of Edwards Lifesciences Corporation or its affiliates. All other trademarks are the property of their respective owners.

© 2017 Edwards Lifesciences Corporation. All rights reserved. PP--US-2492 v1.0

Edwards Lifesciences • One Edwards Way, Irvine CA 92614 USA • edwards.com



Edwards