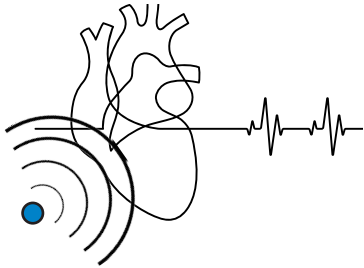


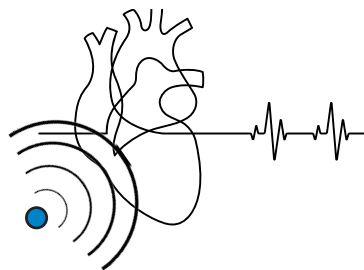

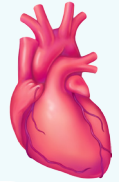
— What is an Echocardiogram?



Echocardiogram

An **echocardiogram (echo)** is a test to check:

- How your heart and heart valves are working
- How well your heart is pumping blood
- The size of the 4 chambers of your heart
- If you have any growths in your heart
- How well your plan of care is working



Echocardiogram Test Preparation

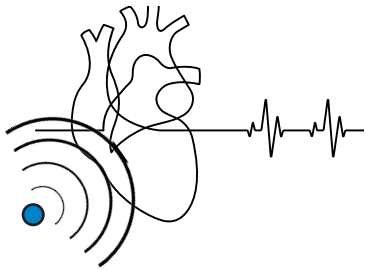
How do I prepare for the test?

- No changes to eating and drinking
- Take all your normal medications
- Wear anything you like. You will wear a hospital gown for the test



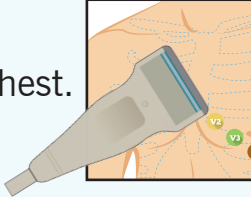
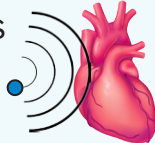




— What is an Echocardiogram?

How is the test done?



How is the test done?

- You will lie on a special table 
- Three small, sticky patches are put on your chest to record your heartbeat (rate and rhythm) 
- You will lay on your left side
- The person doing the test will put gel on the end of a wand
- He or she will move the wand over your chest. The gel may feel cool on your skin. 
- The wand sends sound waves (ultrasound) to a machine. You will hear noises and see pictures of your heart on the echo screen. 
- You may need to change positions and hold your breath at times 
- The test does not hurt 


How long does it take?

How long does the test take?

- The test takes about 1 hour 

How do I get the results of my test?

How do I get the results of my test?

- A cardiologist will read your test results and send them to your doctor. 
- Your doctor will talk to you about the test results