

VAMP Plus System Inservice Bulletin

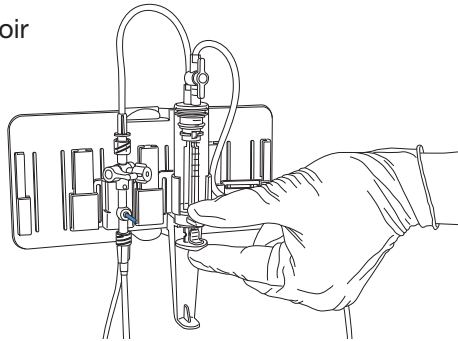
Venous Arterial blood Management Protection system

Safe and Accurate Closed Blood Sampling System

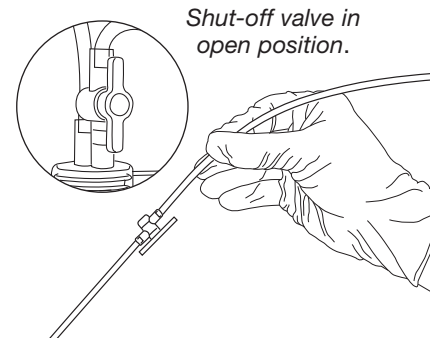
Featuring the Edwards TruWave Disposable Pressure Transducer

PRIMING

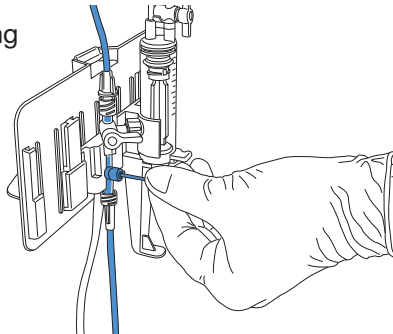
- 1 Push the reservoir plunger to the closed and locked position.



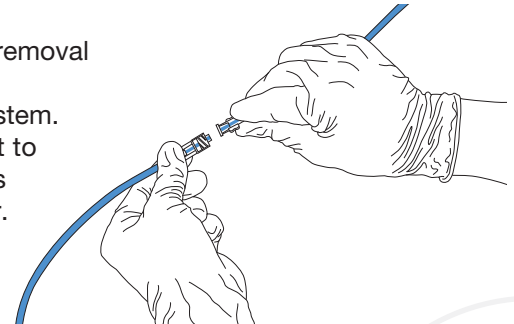
- 2 With the shut-off valve in the open position (parallel to the tubing), hold sampling site above the Edwards VAMP Plus reservoir at 45° angle.



- 3 Provide flow by pulling the Snap-Tab of the Edwards TruWave disposable pressure transducer. Slowly fill and debubble the reservoir and each sample site in succession.

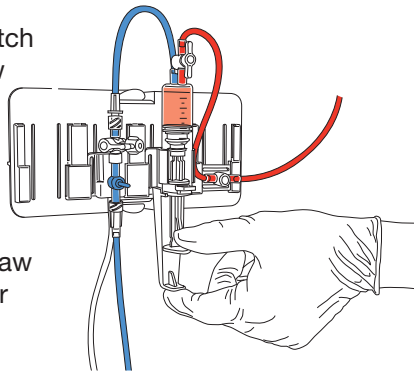


- 4 Ensure removal of all air from system. Connect to patient's catheter.

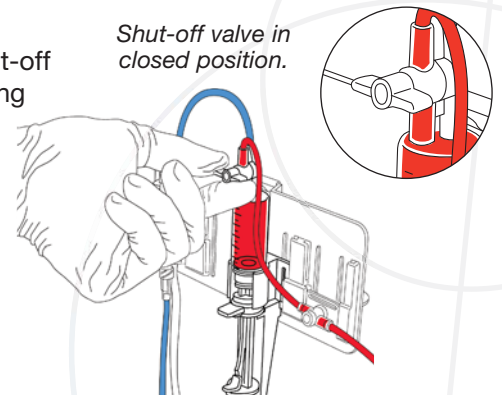


DRAWING THE CLEARING VOLUME

- 5 Release plunger latch and smoothly draw back on the reservoir plunger until the plunger stops at its 12 cc volume capacity. (Recommended draw rate is 1 second for each cc.)

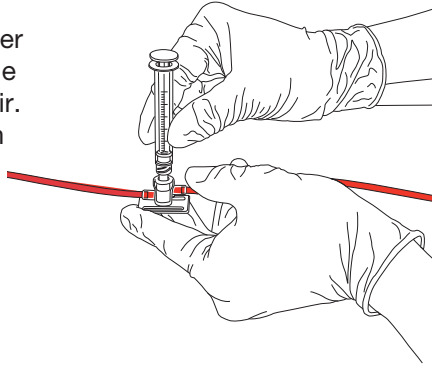


- 6 Close the shut-off valve by turning the handle perpendicular to the tubing.

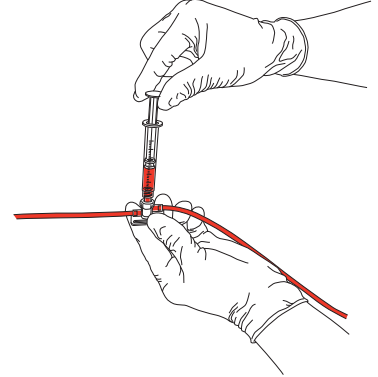


DRAWING BLOOD SAMPLES FROM THE VAMP PLUS NEEDLELESS SAMPLING SITE

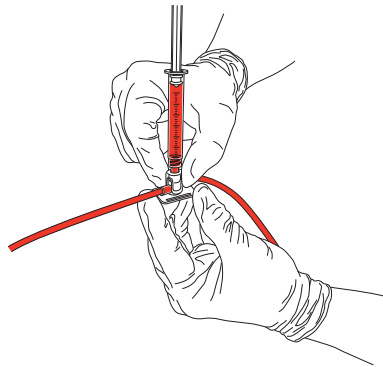
- 7 Swab sample site. Ensure plunger is depressed to the bottom of reservoir. Push cannula with syringe or Direct-Draw unit into sample site.



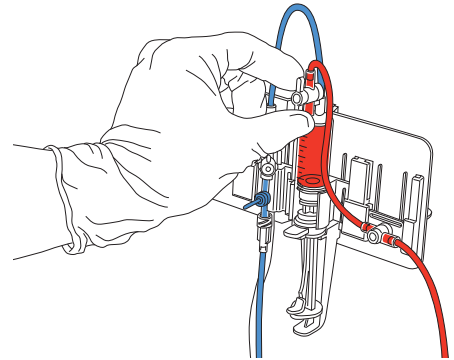
- 8 Slowly draw the blood sample.



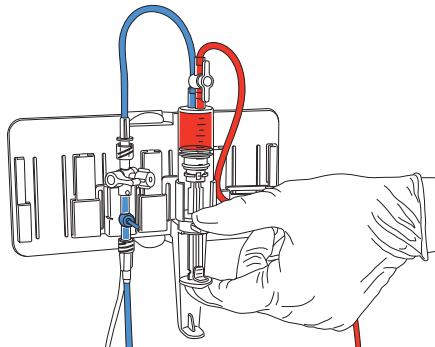
- 9 While holding the cannula, remove the syringe/cannula together from the sampling site by pulling straight out.



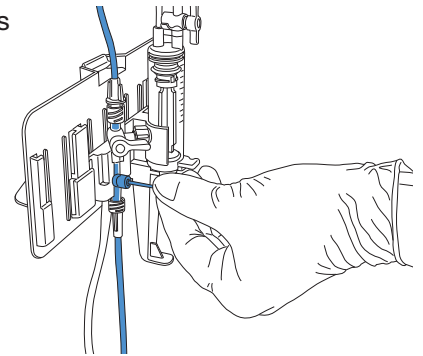
- 10 Open the shut-off valve by turning the handle parallel to tubing.



- 11 Slowly, smoothly, and evenly, reinfuse the clearing volume. (Recommended infusion rate is 1 second for each cc.)



- 12 Flush the VAMP Plus system by pulling the Snap-Tab on the TruWave transducer and swab the sampling site to remove any excess blood.



No components of this package or the product it contains are made from natural rubber latex or dry natural rubber.

For professional use. **CAUTION:** Federal (United States) law restricts this device to sale by or on the order of a physician. See instructions for use for full prescribing information, including indications, contraindications, warnings, precautions and adverse events.

Edwards is a trademark of Edwards Lifesciences Corporation. Edwards Lifesciences, the stylized E logo, TruWave, VAMP and VAMP Plus are trademarks of Edwards Lifesciences Corporation and are registered in the United States Patent and Trademark Office.

© 2011 Edwards Lifesciences Corporation. All rights reserved. AR05990

Edwards Lifesciences

Irvine, USA | Nyon, Switzerland | Tokyo, Japan | Singapore, Singapore | São Paulo, Brazil

edwards.com

